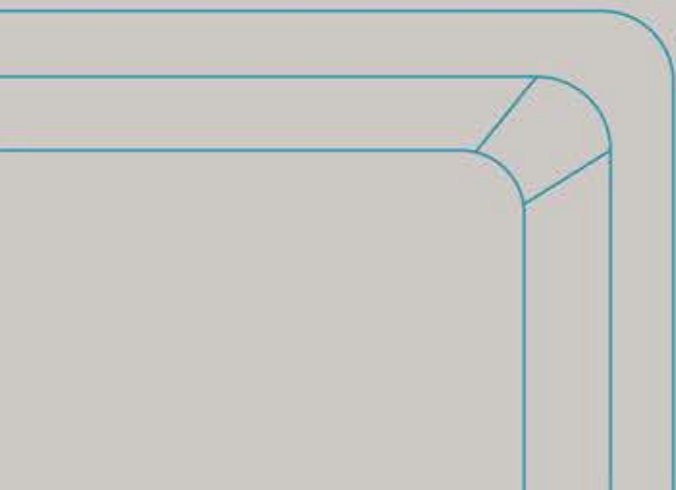


Quartz Kitchen Sink

Product Catalogue 2021



Majeisto Series

With the effervescent kitchen sink, style your kitchen space in the most significant and luxurious way.



Preview of : GALAXY STONE



GALAXY STONE
Metallic series

Technicals

Model Code: **MS-1618**
 Overall Size: **455x405X203mm / 18"x16"**
 Weight: **7kg (Approx)**
 Accessories: **Waste Coupling**
 Thickness: **10mm**

Colours / Shades

Metallic series

MILKY STONE

RUBELLITE STONE

GRAPHITE STONE

COCO STONE

WOODY STONE

CORAL STONE

Granite series

ROYAL WHITE STONE

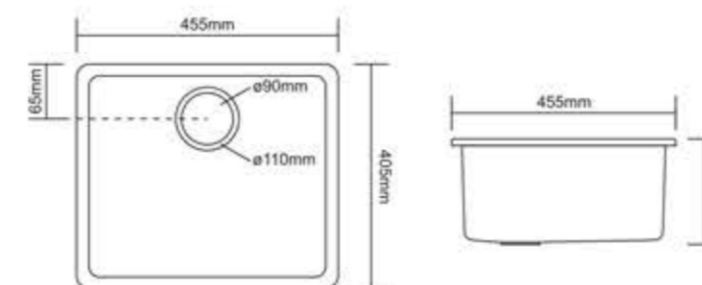
PEARL STONE

SAND STONE

RIVER STONE

DESERT STONE

Dimensions (Approx)



Inferno Series

Feel the infinity with a seamless and elegant design that adds a regal look to your kitchen space.



Preview of : RIVER STONE



RIVER STONE
Granite series

Technicals

Model Code **IS-2118**
 Overall Size **530x455X215mm / 21"x18"**
 Weight **10.5kg (Approx)**
 Accessories **Waste Coupling**
 Thickness **12mm**

Colours / Shades

Metallic series

MILKY STONE

GALAXY STONE

RUBELLITE STONE

GRAPHITE STONE

COCO STONE

WOODY STONE

CORAL STONE

Granite series

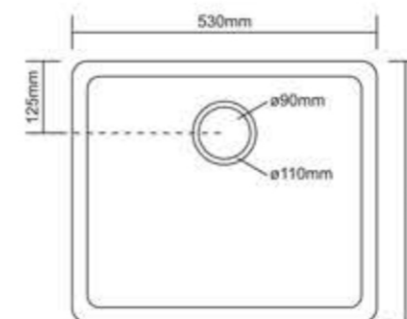
ROYAL WHITE STONE

PEARL STONE

SAND STONE

DESERT STONE

Dimensions (Approx)



Experio Series

Experience the sturdiness of a unique kitchen sink that gives your space an eclectic and divine look.



Preview of : DESERT STONE



DESERT STONE
Granite series

Technicals

Model Code ES-2418
 Overall Size 605x455x215mm / 24"x18"
 Weight 9.5kg (Approx)
 Accessories Waste Coupling
 Thickness 10mm

Colours / Shades

Metallic series

MILKY STONE

GALAXY STONE

RUBELLITE STONE

GRAPHITE STONE

COCO STONE

WOODY STONE

CORAL STONE

Granite series

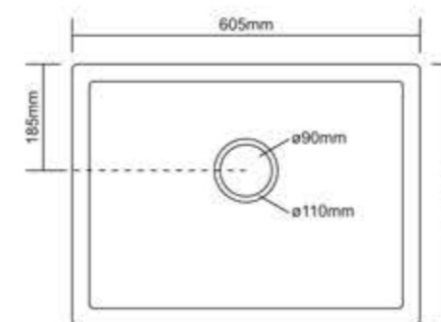
ROYAL WHITE STONE

PEARL STONE

SAND STONE

RIVER STONE

Dimensions (Approx)



Dexterous Series

Make your kitchen space more significant with a simplistic sink that emits a mood of glamour.



Preview of : SAND STONE



SAND STONE
Granite series

Technicals

Model Code **DS-3118**
 Overall Size **860x450x190mm / 31"x17.5"**
 Weight **16.1kg (Approx)**
 Accessories **Waste Coupling**
 Thickness **14mm**

Colours / Shades

Metallic series

MILKY STONE

GALAXY STONE

RUBELLITE STONE

GRAPHITE STONE

COCO STONE

WOODY STONE

CORAL STONE

Granite series

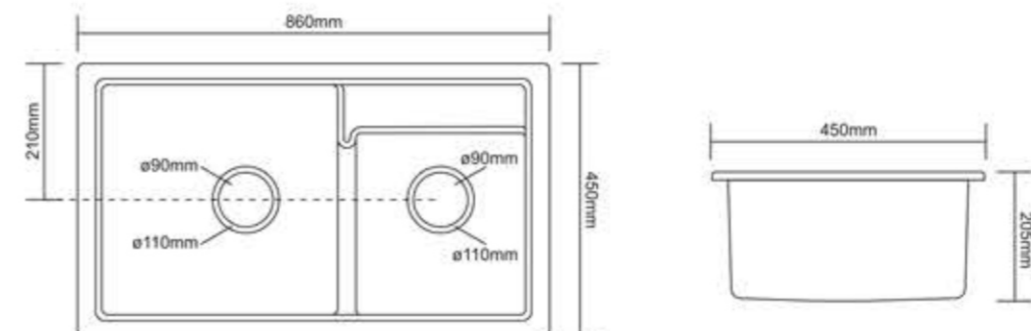
ROYAL WHITE STONE

PEARL STONE

RIVER STONE

DESERT STONE

Dimensions (Approx)



Quixotic Series

Let extravagant sinks with comfortable functionalities create a kitchen space that you never want to leave!



Preview of : ROYAL WHITE STONE



ROYAL WHITE STONE
Granite series

Technicals

Model Code: QS-3420
 Overall Size: 860x495x205mm / 34"x20"
 Weight: 22.6kg (Approx)
 Accessories: Waste Coupling
 Thickness: 15mm

Colours / Shades

Metallic series

MILKY STONE

GALAXY STONE

RUBELLITE STONE

GRAPHITE STONE

COCO STONE

WOODY STONE

CORAL STONE

Granite series

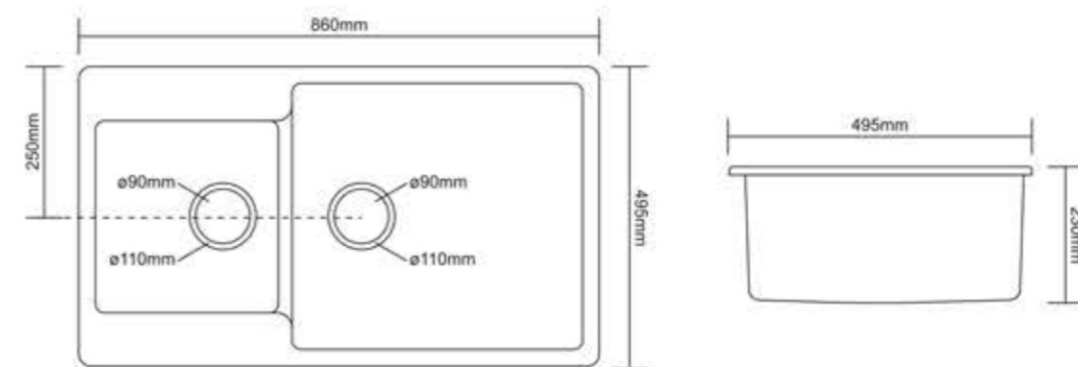
PEARL STONE

RIVER STONE

DESERT STONE

SAND STONE

Dimensions (Approx)



Phantom Series

With a unique design and large-sized sink, make a kitchen with a charismatic and electrifying aura.



Preview of : RIVER STONE



RIVER STONE
Granite series

Technicals

Model Code: **PS-3920**
 Overall Size: **990x495x210mm / 39"x19.5"**
 Weight: **19kg (Approx)**
 Accessories: **Waste Coupling**
 Thickness: **15mm**

Colours / Shades

Metallic series

MILKY STONE

GALAXY STONE

RUBELLITE STONE

GRAPHITE STONE

COCO STONE

WOODY STONE

CORAL STONE

Granite series

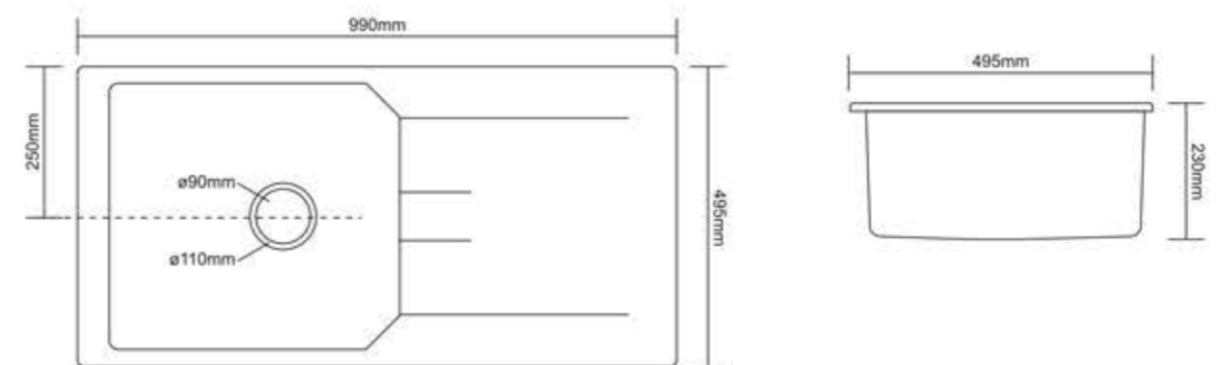
ROYAL WHITE STONE

PEARL STONE

DESERT STONE

SAND STONE

Dimensions (Approx)



Colossal Series

Stylize your kitchen with mega-size sinks to give it a grand look with absolute convenience.



Preview of : PEARL STONE



PEARL STONE

Granite series

Technicals

Model Code: CS-4520
 Overall Size: 1135x500x215mm / 45"x20"
 Weight: 20.5kg (Approx)
 Accessories: Waste Coupling
 Thickness: 15mm

Colours / Shades

Metallic series

MILKY STONE

GALAXY STONE

RUBELLITE STONE

GRAPHITE STONE

COCO STONE

WOODY STONE

CORAL STONE

Granite series

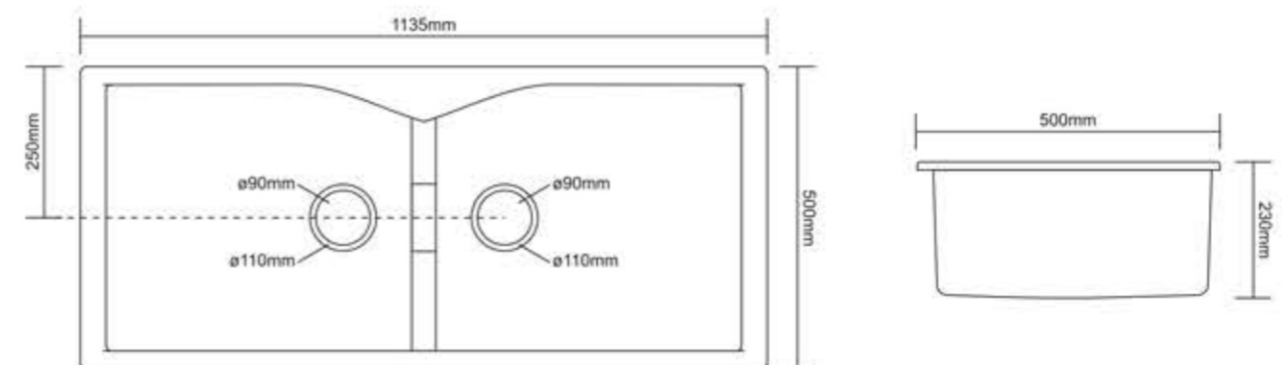
ROYAL WHITE STONE

RIVER STONE

DESERT STONE

SAND STONE

Dimensions (Approx)





**PLAY WITH
THE COLOUR
OF YOUR
CHOICE**



Product Features



UNIFORM
STRUCTURE



EASY TO
CLEAN



HYGIENIC
SURFACE



IMPACT
RESISTANT



FULL BODY
NON - POROUS
MATERIAL



THERMAL
SHOCK
RESISTANT



WIDE COLOUR
PALLETTE



SCRATCH
RESISTANT



STAIN
RESISTANT



ANTIBACTERIAL
SURFACE



HIGH CALIBER
DURABILITY



NOISE
LESS

INSTALLATION



TOP
MOUNT



UNDER
MOUNT



FLUSH
MOUNT